



Lior Talmor

Process Automation Engineer



# WP REST API

---

Lior Talmor

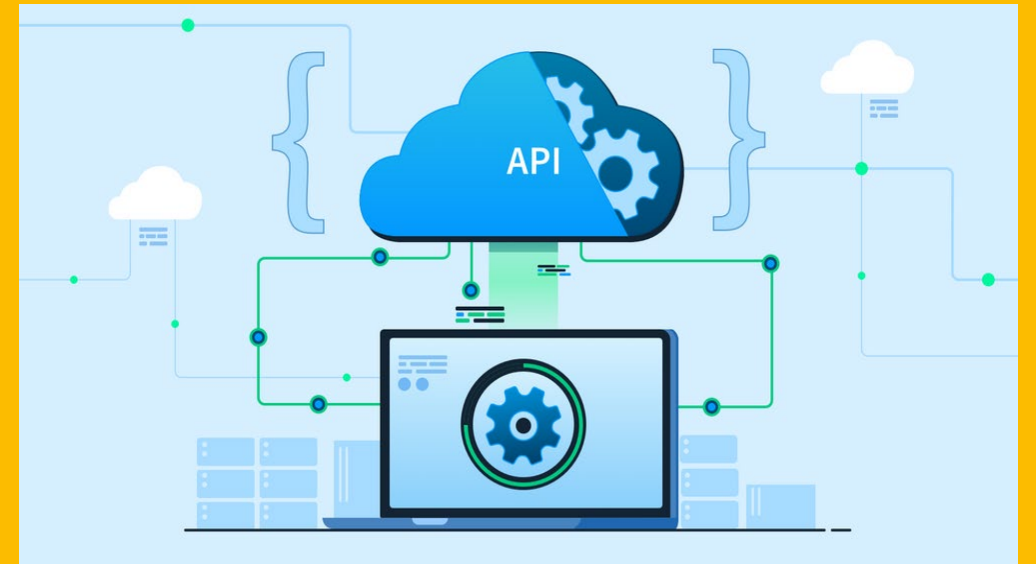
Process Automation Engineer

(Guesty)



# API

# Application Programming Interface



# UI vs API

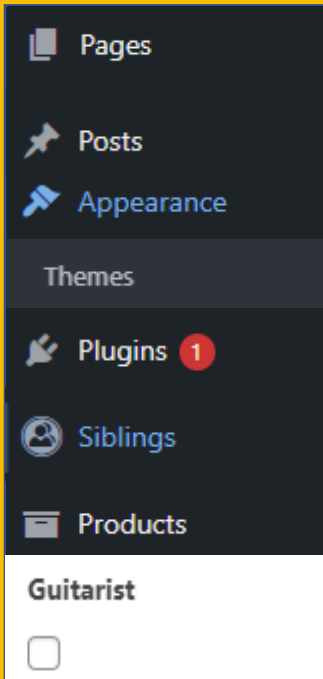
**Much like Users need an Interface to interact with the application (UI) so do Automations need an interface.**

**ממש כמו שמשתמשים צריכים ממשק משתמש שבו הם יכולים לפעול ולהשתמש באפליקציה, כך גם אוטומציות זקוקות לממשק.**





# Why We Love WordPress



**Pages**

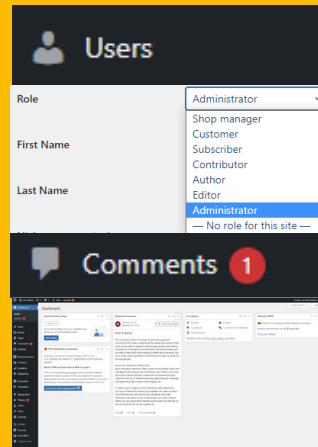
**Posts**

**Themes**

**Plugins**

**Custom Post Types**

**Custom Fields**



**Users**

**Roles**

**Comments**

**Admin Dashboard**

**HTML, CSS, JS**

**PHP**

**Probably The First Significant  
Web No-Code / Low-Code Platform**



# REST

# Representational

# State

# Transfer



# REST API

Every time we visit a website, we GET a Representation of the current state of data within the URL.

Could be visual (UI) or programmatic (API)...

**בכל פעם שאנחנו מבקרים באפליקציה, אנחנו מקבלים ייצוג מסוים של מצב הנתונים העדכני בה. יכול להיות ויזואלי / גראפי (UI) או נתוני (API)...**



# WP REST API

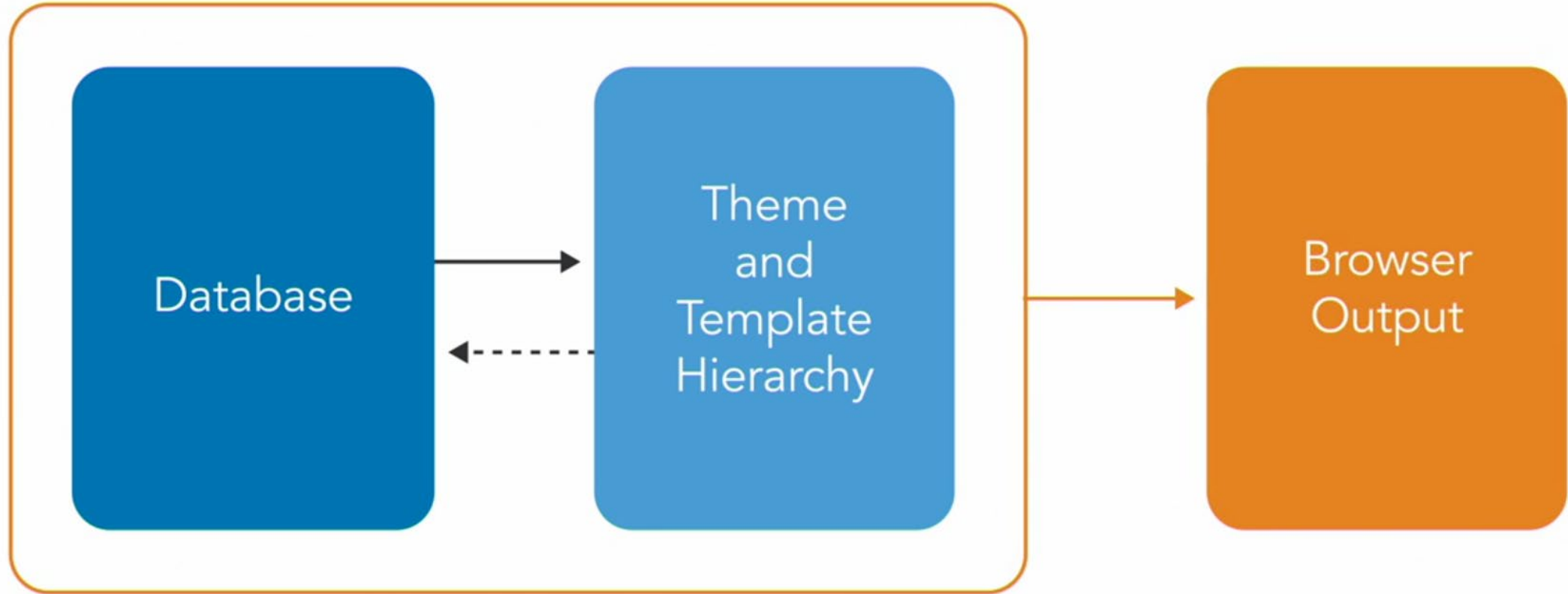
Allows access to the WordPress Data without going through any visual WordPress interface

**העברת ייצוג (גרפי או נתוני) של המידע העדכני באתר, מבלי לעבור בממשק המשתמש של האתר**

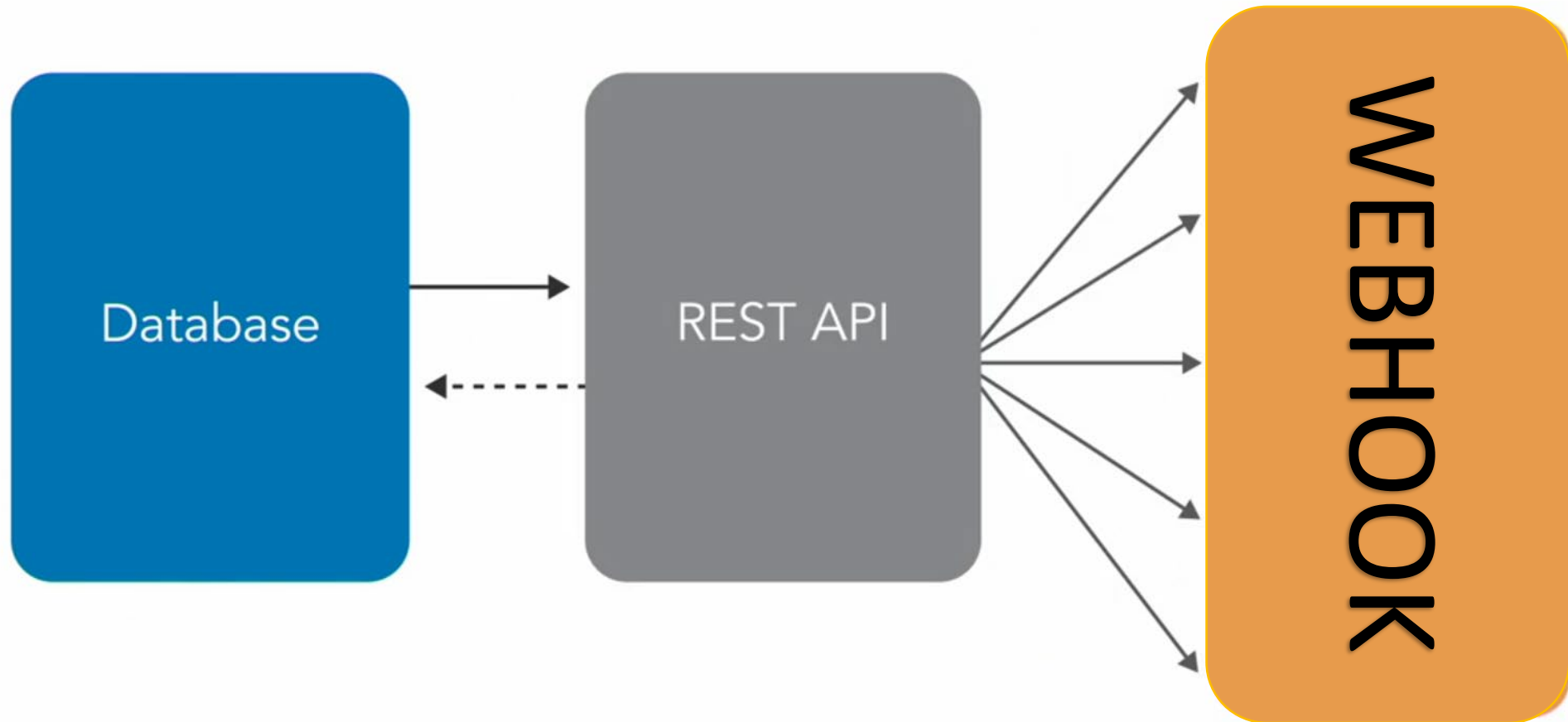




# How WordPress Works



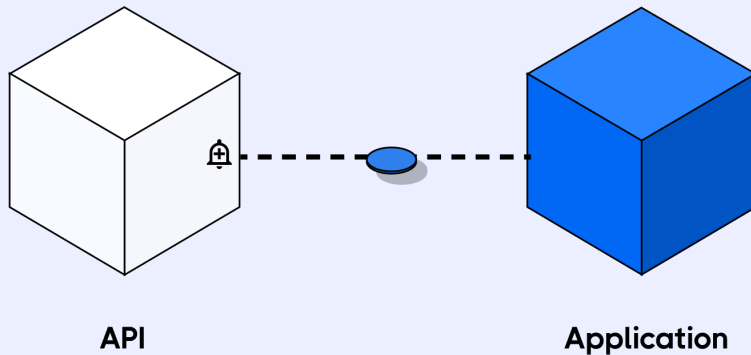
# WordPress REST API



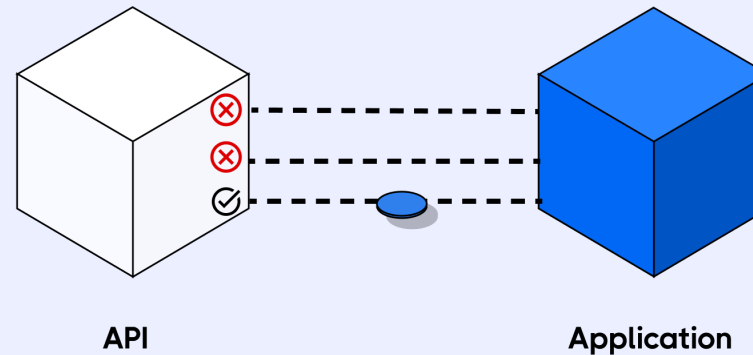
# WEBHOOKS

## New Events

### Webhooks

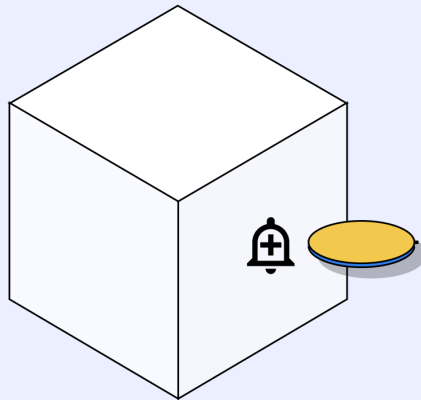


### Polling



# WEBHOOKS

## Webhooks



Event Triggering

**EVENT**

Request Headers

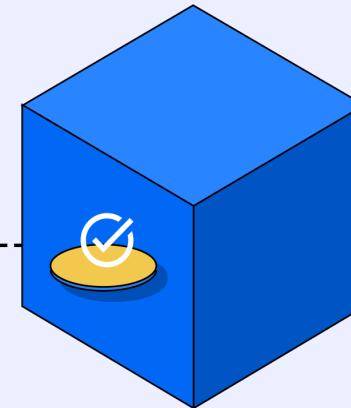
Content-Type	application/json
--------------	------------------

[VIEW ALL 8 HEADERS](#)

Request Body

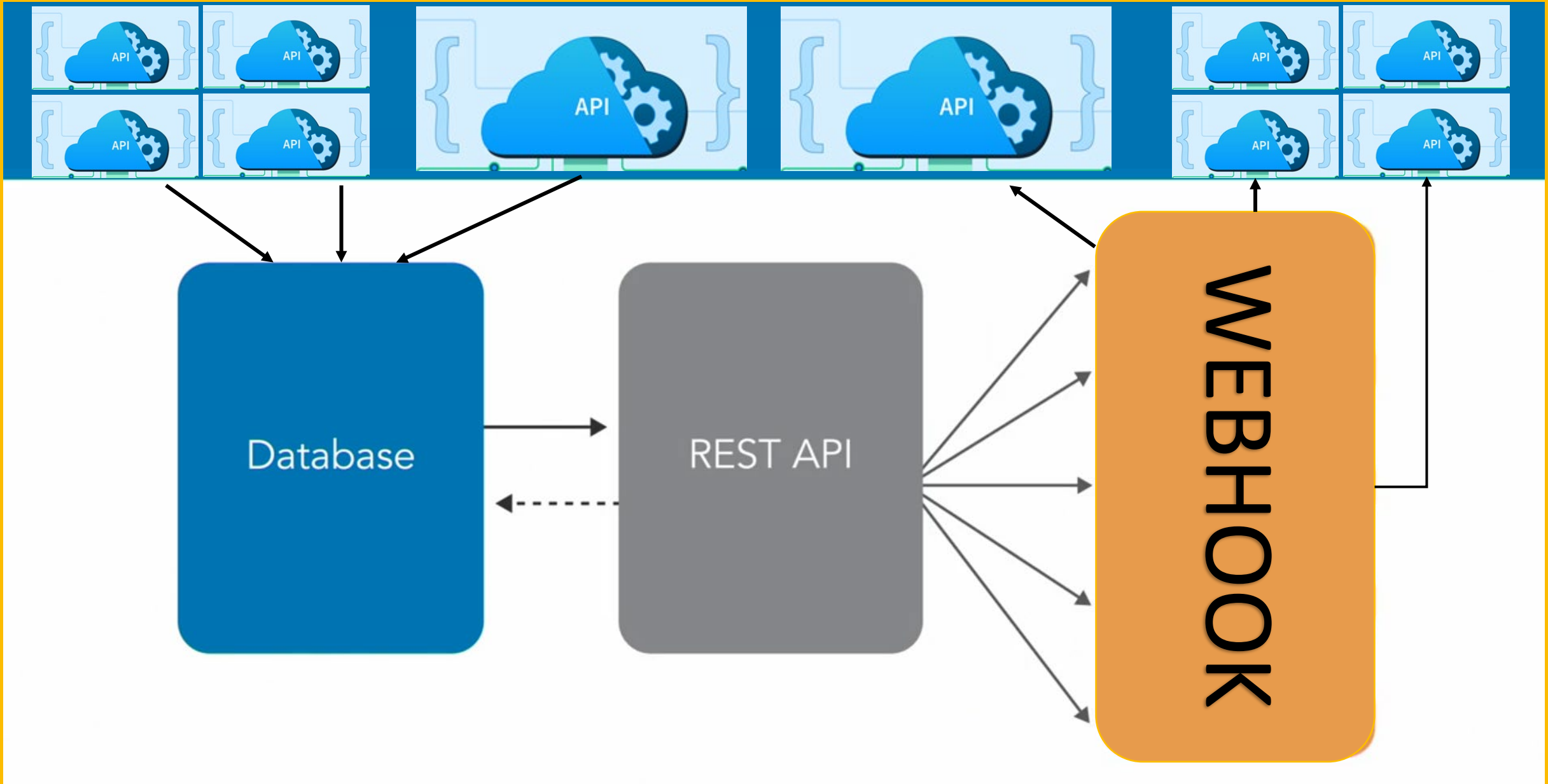
```
1  {
2    "id": "evt_1FnC1B1293mdK19AmdAi",
3    "object": "event",
4    "api_version": "2018-05-21",
5    "created": 1575761543,
6    "data": {
```

Request with Payload



Event Processing





# Some more Abbreviations

## CRUD

Create, Read, Update & Delete



# Some more Abbreviations

## HTTP (Request)

POST, GET, PUT, DELETE



# Some more Abbreviations

## JSON

### Javascript Object Notation

Used for data transmission with Key-Value architecture

```
1 {
2   "string": "Hi",
3   "number": 2.5,
4   "boolean": true,
5   "null": null,
6   "object": { "name": "Kyle", "age": 24 },
7   "array": ["Hello", 5, false, null, { "key": "value", "number": 6 }],
8   "arrayOfObjects": [
9     { "name": "Jerry", "age": 28 },
10    { "name": "Sally", "age": 26 }
11  ]
12 }
13
```





# Let's get to Business

{{base\_url}} = https://example.com/wp-json

GET {{base\_url}}/wp/v2/

- Posts
- Pages
- Users ?

GET {{base\_url}}/wc/v3/

- Products

POST {{base\_url}}//wc/v3/

- Products ?

[https://example.com/wp-json/wp/v2/posts?page=1&per\\_page=100](https://example.com/wp-json/wp/v2/posts?page=1&per_page=100)

<https://example.com/wp-json/wp/v2/pages>

[https://example.com/wp-json/wc/v3/posts?page=1&per\\_page=100](https://example.com/wp-json/wc/v3/posts?page=1&per_page=100)



# WHAT?! But... How???

## Authentication

Let me show you a little trick...

WP

**Application Passwords**

Application passwords allow authentication via non-interactive systems.

New Application Password Name

Required to create an Application Password, but not to update the user.

[Add New Application Password](#)

WC

Pages  
Comments **1**  
Siblings  
Automator  
WooCommerce

General Products Shipping

Page setup | REST API | Webhooks | Legacy



REST API [Add key](#)

Bulk actions ▾ [Apply](#)





# So... What can we do with this?

- READ Posts / Products <<>> Send to Airtable
  - Read Woocommerce Products, update Airtable





# So... What can we do with this?

- Edit On Airtable <<>> Send to Integromat Webhook
  - Edit Product Price on Airtable, Trigger Automation





# So... What can we do with this?

- Receive using Integromat <<>> Update WordPress REST API
  - Send HTTP Request incl. Auth6



# So... What can we do with this?

- Trigger Uncanny Automator Workflow <<>> Send to Zapier Webhook
- Receive using Zapier >> Filter Product >> .....



# UNCANNY AUTOMATOR WORDPRESS PLUGIN

Edit recipe [Add new](#)

Meetup#4

## Triggers



WordPress

A user updates

Post: Any product

Live

[Add another trigger](#)

## Actions



Zapier

Send data to Zapier

webhook

Draft

[Add another action](#)

Redirect when all triggers are completed

## Author

Lior @ liortalmor.com (lior) 